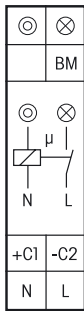
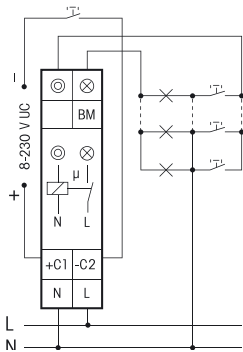


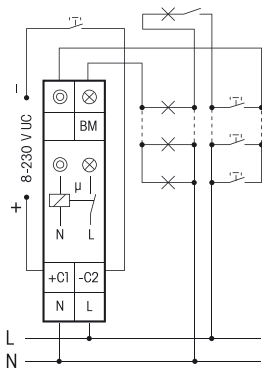
## DIGITAL SETTABLE STAIRCASE TIME SWITCH TLZ12D-PLUS THE ALLROUNDER



### Typical connections



3-wire circuit, resettable.



3-wire circuit, resettable.

## TLZ12D-plus



**1 NO contact not potential free 16 A/250 V AC. Incandescent lamps up to 2300 W, energy saving lamps ESL and LED lamps up to 200 W. Control voltage 230 V and/or 8..230 V UC. Switch-off early warning and permanent light by pushbutton switchable. Standby loss 0.5 watt only. With ESL optimisation and multifunction.**

Modular device for DIN EN 60715 TH35 rail mounting. 1 module = 18 mm wide, 58 mm deep.

The functions and times are entered using the MODE and SET keys as described in the operating manual and indicated on the LC display. A keylock function is provided.

**Zero passage switching** to protect contacts and lamps. This prolongs in particular the lifetime of energy saving lamps.

**The noiseless electronics** do not even bother the sensitive ear – unlike many synchronous motors with mechanical gears.

**By using a bistable relay coil power loss and heating is avoided even in the on mode.**

The switched consumer may not be connected to the mains before the short automatic synchronisation after installation has terminated.

Control voltage, supply voltage and switching voltage 230 V. In addition electrically isolated universal voltage from 8 to 230 V UC. 3-wire and 4-wire circuits, resettable, with attic lighting if 4-wire circuit.

**Automatic detection of the method of connection.**

**Glow lamp current up to 50 mA**, dependent on the ignition voltage of the glow lamps.

Precise variable time range from 1 to 99 minutes.

Separate continuous light pushbutton with projecting SET button in the functions STS, ISO, IS and R.

**With motion detector control input BM**, which converts the input signal into a control impulse if the function STS is set. In this case the permanent light by pushbutton function is not active.

If the function STS is set, the lighting is switched on again after a power failure provided the set time has not yet elapsed.

The elapsed period is shown in the middle of the display. The set time flashes at the bottom edge of the display until the set period elapses. **The accrued switch-on time** is displayed there outside the elapsed time, first in hours (h), then in months (m) with 1 digit after the decimal point.

When the set time flashes but the elapsed time does not change, a control pushbutton is inhibited.

**If switch-off early warning function is switched on**, the light starts flickering in time variable from 10 to 50 seconds before time-out and is repeated three times at decreasing time intervals.

**If permanent light by pushbutton is switched on**, permanent light can be switched on by pressing the pushbutton longer than 1 second. This is switched off automatically after time variable from 0.5 to 10 hours or by pressing the pushbutton longer than 2 seconds. This function is not active at the BM input.

If both switch-off early warning function and permanent light by pushbutton are switched on, the switch-off early warning function is activated before the permanent light switches off.

**If energy saving lamps are switched completely or partially, activate position 'ESL' in the menu guidance. This is indicated by a + sign next to the abbreviation for the function at the top of the display.**

If the function STS is selected **the time can be extended** within the first second after switching on or resetting **by pressing the pushbutton repeatedly up to three times** (incrementing). Each momentary-contact control increments the set time once. This function is not active at the BM input.

**With multifunction:** Switchable to the functions **IS** (impulse switch), **R** (relay), **ISO** (impulse switch with off-delay) and **HC** (hour counter). After setting the required function, the function can be blocked. An arrow on the right of the abbreviation indicates the blocking status.

**ISO:** The impulse switch automatically disconnects after the set delay from 0.1 to 9.9 hours is timed out, provided there is no manual OFF command. Switch-off early warning, permanent light by pushbutton and ESL are also switchable if the function ISO is set.

**HC:** As long as the pushbutton input is excited, the + sign is indicated next to the abbreviation for the function HC at the top of the display. The time is added and indicated at the bottom of the display. Initially up to 9999 hours (h), then automatic change-over to months (m) each with 730 hours and display with 1 digit after the decimal point. The relay is not switched on if the function HC is set.

Menu guidance with selectable languages German, English or French as described in the attached operating instructions.

Technical data page 15-10.  
Housing for operating instructions GBA12,  
see accessories, chapter Z.

TLZ12D-plus	1 NO 16 A	EAN 4010312401712	49,20 €/pc.
-------------	-----------	-------------------	-------------