

MODULAR CONTACTOR R40/63-.. 2-pole, low noise

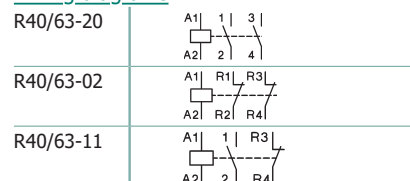
Technical Data acc. to IEC/EN60947-4-1, IEC/EN60947-5-1, VDE 0660

	Typ	R40..	R63..
Main Contacts ^{1) 2) 3)}			
Rated insulation voltage U _i	V~	440 ⁴⁾	440 ⁴⁾
Rated operation voltage U _e	V~	440	440
Frequency of operations z	AC1, AC3	1/h	300
Mechanical Life	S x 10 ⁶	1	1
Utilization category AC1 / AC7a Switch of resistive load			
Rated operational current I _e (=I _{th})	open	at 60°C	A
Contact life	S x 10 ⁶		40
Minimum switch voltage	V/mA	24/100	24/100
Short time current	10s-Strom	A	216
Power loss per pole at I _e /AC1	W	3	7
Utilization category AC2 und AC3 / AC7b Switching of three phase motors			
2-pole motor	230V	kW	2,6
Contact life	S x 10 ⁶		0,15
Power consumption of coils			
AC operated	inrush	VA	20-25
	sealed	VA	4-6
		W	1,5-2,5
Operation range of coils			
in Vielfachen von U _s	-40°C to +40°C		0,85-1,1
Maximum ambient temperature			
	open	°C	-40 bis +60
	enclosed	°C	-40 bis +40
Storage		°C	-50 bis +90
Short circuit protection			
Max. fuse Coordination-type „1“	gL (gG)	A	35
Rated short circuit current	„F“	kA	3
	„Iq“	kA	10
Switching time at control voltage U_c ±10%			
	make time	ms	9-15
	release time	ms	4-8
	arc duration	ms	10-15
Cable cross-sections			
Main connector	solid or stranded	mm ²	1,5-10
	flexible	mm ²	1,5-6
	flexible with multicore cable end	mm ²	1,5-6
Clamps per pole			1
Magnetic coil	solid or stranded	mm ²	0,75-2,5
	flexible	mm ²	0,5-2,5
	flexible with multicore cable end	mm ²	0,5-1,5
Clamps per pole			1
Auxiliary contacts ^{1) 2) 3)}			
Rated insulation voltage U _i	V~	440 ⁴⁾	440 ⁴⁾
Thermal rated current = I _{th}	40°C	A	25
Ambient temperature	60°C	A	25
Utilization category AC15			
Rated operational current U _i	220-240V	A	3
Thermal rated current = I _{th}	380-415V	A	2
Ambient temperature	440V	A	1,6
Utilization category DC13			
Rated operational current U _i	24-60V	A	2
Thermal rated current = I _{th}	110V	A	0,4
Ambient temperature	220V	A	0,1
Shor circuit protection			
Short-circuit current 1kA, contact welding not accepted, max. fuse size	gL (gG)	A	10



Symbol

Wiring diagrams



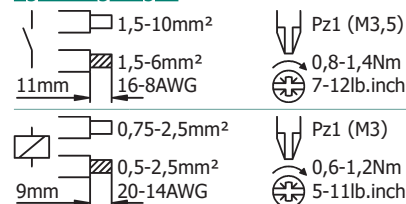
Weight

0,22kg

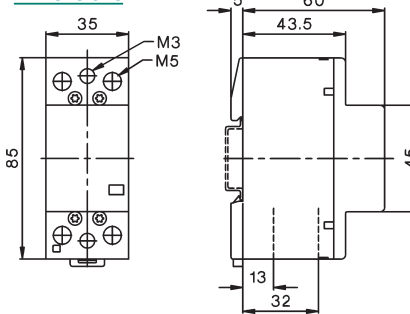
Coil voltage U_s

R40/63 230 220-240V 50Hz / 230-264V 60Hz
R40/63 24 24V 50/60Hz

Cable cross sections, screw driver, tightening torque



Dimensions



- 1) Rated frequency 50/60Hz
- 2) Max. occ switching overvoltage < 4kV
- 3) Duty cycle: 100%
- 4) Suitable for: earthed-neutral systems, overvoltage category I bis III, pollution degree 3 (standard-industry) : Uimp = 4kV.