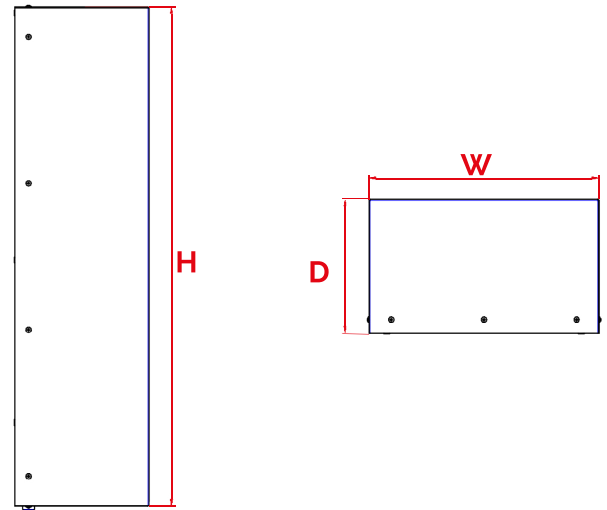
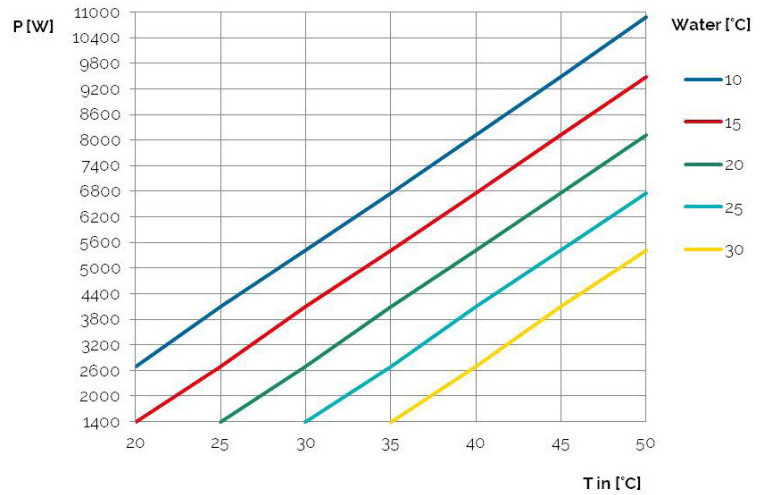



EXW50



CODICE - CODE - ARTIKELNUMMER - CODIGO

M.U. EXW5000220 EXW50U1220 EXW50U1222

| Potenza di raffreddamento - Cooling Capacity - Kälteleistung - Capacidad de refrigeración $\Delta T=25^{\circ}\text{C}$ | W | 6700 | 6700 | 6700 |
|--|-------------------|--------------|--------------|--------------|
| Alimentazione - Power Supply - Spannungsversorgung - Alimentación eléctrica | V-ph-Hz | 230-1-50/60 | 230-1-50/60 | 115-1-60 |
| Altezza / Larghezza / Profondità - Height / Width / Depth - Höhe / Breite / Tiefe - Altura / Ancho / Profundidad (HxWxD) | mm | 1091x503x293 | 1091x503x293 | 1091x503x293 |
| Portata aria ventilatore - Cabinet fan flow - Luftleistung Schrankseite - Caudal del ventilador | m ³ /h | 1450 | 1450 | 1450 |
| Corrente assorbita - Absorbed current - Stromaufnahme - Corriente absorbida | A | 1,02 / 1,5 | 1,3 | 2 |
| Fusibile T - T PreFuse - Absicherung - Fusibile T | A | 4 | 4 | 4 |
| Potenza Assorbita dal Ventilatore Absorbed fan power - Leistungsaufnahme des Lüfter - Potencia absorbida por el ventilador | W | 230 / 340 | 285 | 155 |
| Portata Acqua - Water flow - Wassermenge - Caudal de agua | l/h | 860 | 860 | 860 |
| Massima Pressione Acqua - Max water pressure - Max Wasserdruck - Presión máxima agua | kPa | 1000 | 1000 | 1000 |
| Perdita di Carico - Water pressure drop - Druckverlust, Wasserseite - Pérdida de carga lato agua | kPa | 40 | 40 | 40 |
| Limiti Temperatura - Side cabinet temperature limits - Temperaturbereich Schrankseite - Limites temperatura lado armario | °C | +10 / +55 | +10 / +55 | +10 / +55 |
| Attacchi Lato Acqua Water connections diam - Wasseranschlüsse - Uniones lato agua | " | 1 / 2 | 1 / 2 NPT | 1 / 2 NPT |
| Protezione lato armadio - Cabinet Protection Degree - Schutzgrad Schrankseite - Clase de protección del armario | IP/Type | 55 / - | - / 12 | - / 12 |
| Rumorosità - Noise Level - Geräuschpegel - Nivel de ruido | dB(A) | 58 | 58 | 58 |
| Peso - Weight - Gewicht - Peso | kg | 39 | 39 | 39 |